




Digestive Healthcare of Georgia, P.C.

MoviPrep® Patient Instructions

You are scheduled for a colonoscopy, a procedure in which a doctor examines the lining of your large intestine by looking through a flexible tube called a colonoscope. If growths or other abnormalities are found during the procedure, the doctor may remove the abnormal tissue for closer examination or biopsy. Review the preparation schedule below for the days preceding your colonoscopy. Should you need further assistance please call 404-355-3200.

One Week Prior	Three Days Prior	One Day Prior and Day of Procedure
<p>Go to the pharmacy & fill your prescription for MoviPrep. Please call our office if you did not receive a prescription.</p> <p>Do you have Diabetes? If you do, please ask your regular doctor for diet and medication instructions.</p> <p>Pregnant or think you may be? Bowel cleansing products have not been researched / tested on pregnant women. Please discuss risks / benefits of this procedure with your ordering physician.</p> <p>Are you on Plavix or Coumadin? Call our office if you are.</p>	<p>Last chance to cancel appointment. Please call our office if you need to reschedule your appointment. 404-355-3200.</p> <p>Two days Prior</p> <p>Drink at least 8 glasses of water throughout the day.</p>  <p>No Solid foods after midnight.</p>	<div style="border: 1px solid black; padding: 10px; margin-bottom: 10px;"> <p style="text-align: center;"><u>1 Day Prior: Begin Clear Liquid Diet</u></p> <p>Water, clear broth, coffee or tea (without milk or creamer), Gatorade, Pedialyte, carbonated & non-carbonated drinks, Kool-Aid or other fruit flavored drinks, strained juices (no pulp), Jell-O, popsicles and hard candy.</p> <p>*No red or purple colored liquids</p> </div> <p>*One day prior: Drink at least 64 ounces (1/2 gallon) of water or Gatorade throughout the day.</p> <p>MoviPrep Instructions: You may mix the solution ahead of time and refrigerate prior to drinking. Once mixed it must be used within 24 hours.</p> <ul style="list-style-type: none"> • Empty 1 Pouch A and 1 Pouch B into the disposal container. • Add lukewarm drinking water to the top line of the container. Mix to dissolve.  <p>Starting at 5:30 PM the Evening Before Your Procedure: The MoviPrep container is divided by 4 marks.</p> <ul style="list-style-type: none"> • Every 15 minutes drink the solution down to the next mark (approximately 8 ounces), until the full liter has been completed. • Over the course of the evening, drink a half liter of additional clear liquid.  <p>Starting 4 Hours Before Your Exam: <i>For example if your procedure is at 8AM, start at 4AM</i></p> <ul style="list-style-type: none"> • Drink the second liter of solution following the same process completed the evening before: <ul style="list-style-type: none"> -Every 15 minutes drink the solution down to the next mark (approximately 8 ounces), until the full liter has been completed. Time to complete = 1 hour • Drink an additional half liter (16 ounces) of clear liquid. Time to complete = ½ hour. • <u>THIS MUST BE COMPLETED AT LEAST 2 HOURS BEFORE YOUR PROCEDURE.</u> • <u>NOTHING MAY BE TAKEN BY MOUTH WITHIN 2 HOURS OF THE PROCEDURE OR YOUR PROCEDURE WILL BE DELAYED.</u> • Morning medications may be taken.
<p>Note: Oral laxatives may cause mild cramping, bloating or nausea. Always stay near a toilet when using laxatives.</p> <p>While taking MoviPrep: If you experience nausea or vomiting, take a 15- to 30- minute break and then continue drinking the prep solution.</p>		